

# Tree of Fortune

Game Rules (v1.1 – 20/07/2017)

## 1. Overview

The goal is to obtain a winning combination on at least one of 243 ways spread across the reels.

### Game specifications:

|                           |   |
|---------------------------|---|
| <b>Type</b>               | Slots                                   |
| <b>Number of reels</b>    | 5                                       |
| <b>Number of rows</b>     | 3                                       |
| <b>Number of ways</b>     | 243                                     |
| <b>Number of coins</b>    | 25                                      |
| <b>Progressive</b>        | No                                      |
| <b>Double feature</b>     | No                                      |
| <b>Auto spin feature</b>  | Yes                                     |
| <b>Wild symbols</b>       | Yes                                     |
| <b>Multiplier symbols</b> | No                                      |
| <b>Scatter symbols</b>    | Yes                                     |
| <b>Bonus round</b>        | No                                      |
| <b>Free spins</b>         | Yes                                     |
| <b>Instant win</b>        | No                                      |
| <b>RTP</b>                | 96.52%                                  |
| <b>Jackpot</b>            | 4000 coins per way, during normal spins |

The game disconnects if you do not take any actions for a specific number of consecutive minutes (this number varies depending on jurisdiction); the session recovery feature will save the game progress so that the next time the game is loaded, you can continue where you left off.

In the event of technical difficulties resulting a dropped connection to the game server, the game you were playing is saved automatically and will load the next time you establish a connection to the game server. You will not be able to reconnect to the game server for the first 30 seconds after the disconnection.

**Note:** In case of malfunction all pays and play are voided; any bet that was not yet accepted will be voided, any bet that was unsettled will be refunded.

## 2. How to Play

**Note:** If you do not have enough money to play a game, the bet can be set to the minimum selectable amount through a dialog window informing about this.


All winning ways pay from left to right, except Scatter winnings. Winnings on different ways are all added. The winnings from free spins are added to the total balance.

**Note:** The number of matching winning symbols (ways) is calculated by multiplying the number of winning symbols on each reel. For example, if there is 1 winning symbol on reel 1, 1 winning symbol on reel 2 and 2 winning symbols on reel 3, then the number of matching winning symbols is  $1 \times 1 \times 2 = 2$ . In this case, the number of reels involved in the win is 3 – in the payable, you can view the gain for 3 reels for the winning symbol.


On the info bar located under the main game buttons, you can view the current Bet, your Balance and your current Win, in your currency, and your current Credit, in coins.

### 2.1. Desktop version

To play, follow these steps:

1. Click the **coin value select** button  and then select a coin value from the list. The **coin value select** button is located on the right side of the **TOTAL BET** box.

**Note:** The total bet, in coins, is displayed in the **TOTAL BET** box.



2. Click  to place the bet and spin the reels one time.

The total amount won, in coins, according to the payable, is shown in the **WIN** box. For each winning combination, the amount won is the **number of matching winning symbols** multiplied by the **amount shown in the payable** for the **number of reels** involved in the win.

The total amount won, in your currency, is shown on the info bar (Win), and is the total amount you won in coins multiplied by the coin value.

### 2.2. Mobile version

To play, follow these steps:

1. Tap  to show the coin value selection panel then swipe up or down to choose a coin value. Tap  to return to the main screen.

**Note:** The total bet, in your currency, is displayed on the info bar (Bet).

2. Tap the **Spin** button  to spin the reels one time.

The total amount won, in coins, according to the paytable, is shown in the **Win** popup. For each winning combination, the amount won is **the number of matching winning symbols** multiplied by the **amount shown in the paytable** for the **number of reels** involved in the win.

The total amount won, in your currency, is shown on the info bar (Win), and is the total amount you won in coins multiplied by the coin value.

## 3. Special Symbols and Features

### 3.1. Wild

**Wild** symbols can replace any other symbols, except Scatter, to form winning combinations.

**Note:** **Wild** symbols appear only on reel 2 and 4.

### 3.2. Scatter

**Scatters** pay anywhere on the reels, according to the paytable.

Three or more **Scatters** anywhere on the reels also award 15 free spins. Any winnings during free spins are multiplied by 3.

**Note:** Additional free spins can be triggered during free spins. You cannot change the value of the bet during free spins.

### 3.3. Reel Respin feature

After a normal spin ends, you have the option to respin one of the five reels. To do this, at the bottom of the reel you want to respin, click or tap **RESPIN**.

The cost of the respin, in your currency, is displayed under each reel and depends on the possibility of winnings resulting from the respin of the reel.

**Note:** If your current balance does not cover the cost of a respin for a specific reel, this feature is not available for that reel.

Only winning combinations involving the reel you chose to respin are awarded; if the same winning combination results after the respin of that reel, and involves the respin reel, then it is awarded.

**Example 1:** On the first three reels, on each reel, you have a **9** symbol. You respin reel number three and again you get a **9** symbol on that reel - this winning combination is awarded.

**Example 2:** On the first three reels, on each reel, you have a **9** symbol and a **10** symbol (this means you have two winning combinations, one for the 9 symbols and one for the 10 symbols). You respin reel number four and you get a **10** symbol on that reel - you now have a new winning combination for the **10** symbol which is awarded. The previous combination for the **9** symbol is not awarded.

**Example 3:** On the first four reels, on each reel, you have a **K** symbol for a four-of-a-kind win. You respin reel five and do not get another **K** symbol - the original four-of-a-kind win is not awarded again.


This feature is not available during free spins and for the first spin after free spins end. After a normal spin, if you change the coin value, this feature will no longer be available (until after you spin the reels one more time).


## 4. Auto spin feature



The loss limit setting allows stopping the auto spin feature automatically when the selected limit plus your cumulative winnings minus your cumulative bets is less than 0.

**Note:** The auto spin feature does not automatically start free spins – player input is required.

### 4.1. Desktop version

Click the **AUTO SPIN** button  to open the AUTO SPIN settings window where you can set up the following:


- **Number of auto spins:**
  - click the current **Number of auto spin** value, use the on-screen number pad to enter a value (tap X to clear your selection and start again) and then confirm your selection; click  to close the on-screen number pad without confirming
  - move the slider for this setting left or right to set a lower or a higher value
- **Stop if a win reaches** - to enable this setting, move the adjacent On/Off switch to **On** (move to **Off** to disable it) and then you can:
  - click + to select a higher value or click – to select a lower value



- click the current value, use the on-screen number pad to enter a value (tap X to clear your selection and start again) and then confirm your selection; click  to close the on-screen number pad without confirming
- **Stop if JACKPOT is won** - (only for games with Progressive Jackpots) - to enable this setting, move the adjacent On/Off switch to **On**; move to **Off** to disable it
- **Loss limit:**
  - click + to select a higher value or click – to select a lower value
  - click the current loss limit value, use the on-screen number pad to enter a value (tap X to clear your selection and start again) and then confirm your selection; click  to close the on-screen number pad without confirming

Click **ACTIVATE** to close the AUTO SPIN settings window and start the auto spin feature with the currently selected bet and auto spin setup. Click **CANCEL** to close the AUTO SPIN settings window without starting the auto spin feature.

Click the **STOP AUTO SPIN** button  to stop the auto spin feature at any time.

## 4.2. Mobile version


Tap the **Auto Spin** button  to open the AUTO SPIN settings window where you can set up the following:


- **Number of auto spins to play:**
  - tap the current **Number of auto spin** value, use the on-screen number pad to enter a value (tap X to clear your selection and start again) and then confirm your selection; tap  to close the on-screen number pad without confirming
  - move the slider for this setting left or right to set a lower or a higher value
- **Stop if a win reaches** - to enable this setting, move the adjacent On/Off switch to **On** (move to **Off** to disable it) and then you can:
  - tap + to select a higher value or tap – to select a lower value
  - tap the current value, use the on-screen number pad to enter a value (tap X to clear your selection and start again) and then confirm your selection; tap  to close the on-screen number pad without confirming
- **Stop if JACKPOT is won** - (only for games with Progressive Jackpots) - to enable this setting, move the adjacent On/Off switch to **On**; move to **Off** to disable it
- **Loss limit:**
  - tap + to select a higher value or tap – to select a lower value

- o tap the current loss limit value, use the on-screen number pad to enter a value (tap X to clear your selection and start again) and then confirm your selection; tap



to close the on-screen number pad without confirming

Tap **ACTIVATE** to close the AUTO SPIN settings window and start the auto spin feature with the currently selected bet and of auto spin setup. Tap  to close the AUTO SPIN settings window without starting the auto spin feature.

To stop the **Auto Spin** at any time, on the main game screen, tap .

## 5. Other game buttons

### 5.1. Desktop version

The following buttons are available:



Click to open the payable where you can view:

- information about the payouts for the winning combinations, in coins
- information about any existing special features or special symbols and their payouts or specific awards
- basic game rules



(available only while the reels are spinning) Click this button to stop the reels faster.



(available during winning animations) Click this button to skip winning animations.

**SETTINGS PANNEL** In the top right corner of the main game screen, click the **settings** button (list symbol) to open the Settings panel where you can manage sound volumes, enable/disable the turbo feature, view gameplay history or view detailed game rules.

**Note:** To close the Settings panel, you can click anywhere on the main game screen or click



**FULLSCREEN** In the Settings panel, click this button to go to full screen mode; to exit full screen mode, click this button again or press ESC on your keyboard.

**SOUND** In the Settings panel, click this button to open the **sounds and volume** panel where you can

use sliders to manage Winning, Effects and Music volumes or the General Volume.

**Note:** To quickly mute all game sounds, in the Settings panel, move the On/Off switch adjacent to SOUND to **OFF** (move to **ON** to enable sounds).

**HISTORY** (in real mode only) In the Settings panel, click this button to view the gameplay history.

**TURBO** In the Settings panel, move the On/Off switch adjacent to TURBO to **ON** to enable the turbo feature which speeds up the gameplay (spin time is reduced to a minimum); move to **OFF** to disable this feature.

**RULES** In the Settings panel, click this button to view detailed game rules in a new browser window.

## 5.2. Mobile version

The following buttons are available:



On the main screen, tap the **Settings** button to open the Settings panel where you can view the available options.



In the Settings panel, tap the **Info** button to open the paytable where you can view:

- information about the payouts for the winning combinations, in coins
- information about any existing special features or special symbols and their payouts or specific awards
- basic game rules



In the Settings panel, tap the **Settings** button to open the SETTINGS window where you can use sliders to manage Winning, Effects and Music volumes or the General Volume.

In the SETTINGS window, next to **Left handed mode**, move the On/Off switch to **ON** to enable the left handed mode (buttons from the left side of the screen will be displayed on the right side and buttons from the right side will be displayed on the left side) - available for landscape view only; move that switch to **OFF** to go back to the default right handed mode.



In the Settings panel, tap the **Turbo** button to enable the turbo feature which speeds up the gameplay (spin time is reduced to a minimum).



In the Settings panel, tap the **Sound** button to toggle the general game sound (you can also open the SETTINGS window to manage sound volumes).



In the Settings panel, tap the **Clock** button to view the gameplay history.



In the Settings panel, tap the **Rules** button to view detailed game rules in a new browser window.



On the main screen, tap the **Home** button to close the game and open the home website, in the same browser window.



In the Settings panel, in the SETTINGS window or in the paytable, tap this button to return to the main screen.



(available during winning animations) Tap this button to skip winning animations.